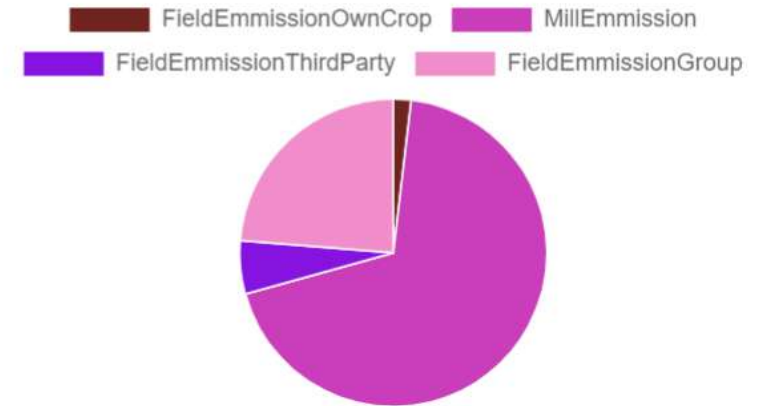


Aceites S.A. POM - 2022 Summary

Summary Emission

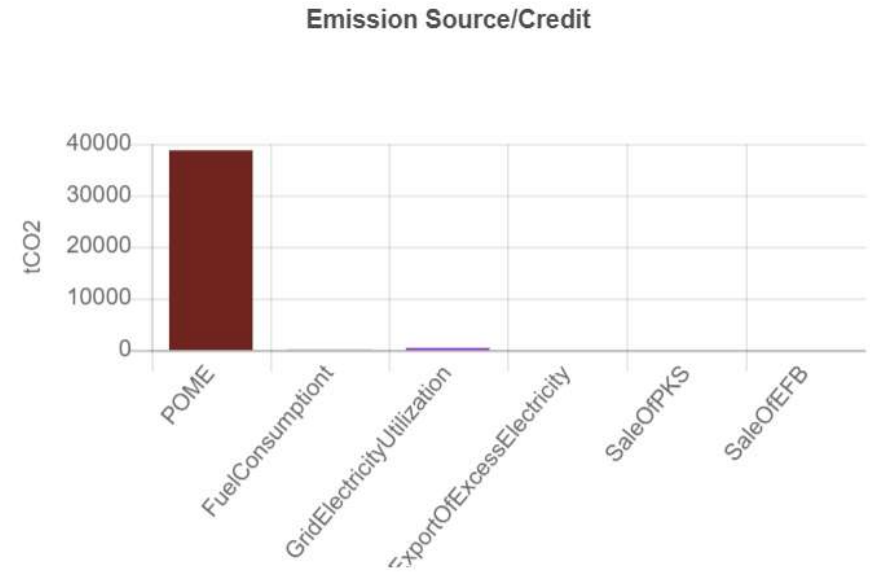
Product	tCOe2 / tProduct	Action
CPO	0.53	
PK	0.53	
PKO	0.58	
PKE	0.58	

Description	Unit	Value	Action
Oil palm planted on mineral soil	Ha	12681.76	
Oil palm planted area on peat	Ha	0.00	
Total oil palm planted area	Ha	12681.76	
Conservation area (Forested)	Ha	182.40	
Conservation area (Non-Forested)	Ha	0.00	
FFB Production per hectarage	t/ha	18.44	
OER	%	20.57	
KER	%	5.29	



Mill Emissions and Credits

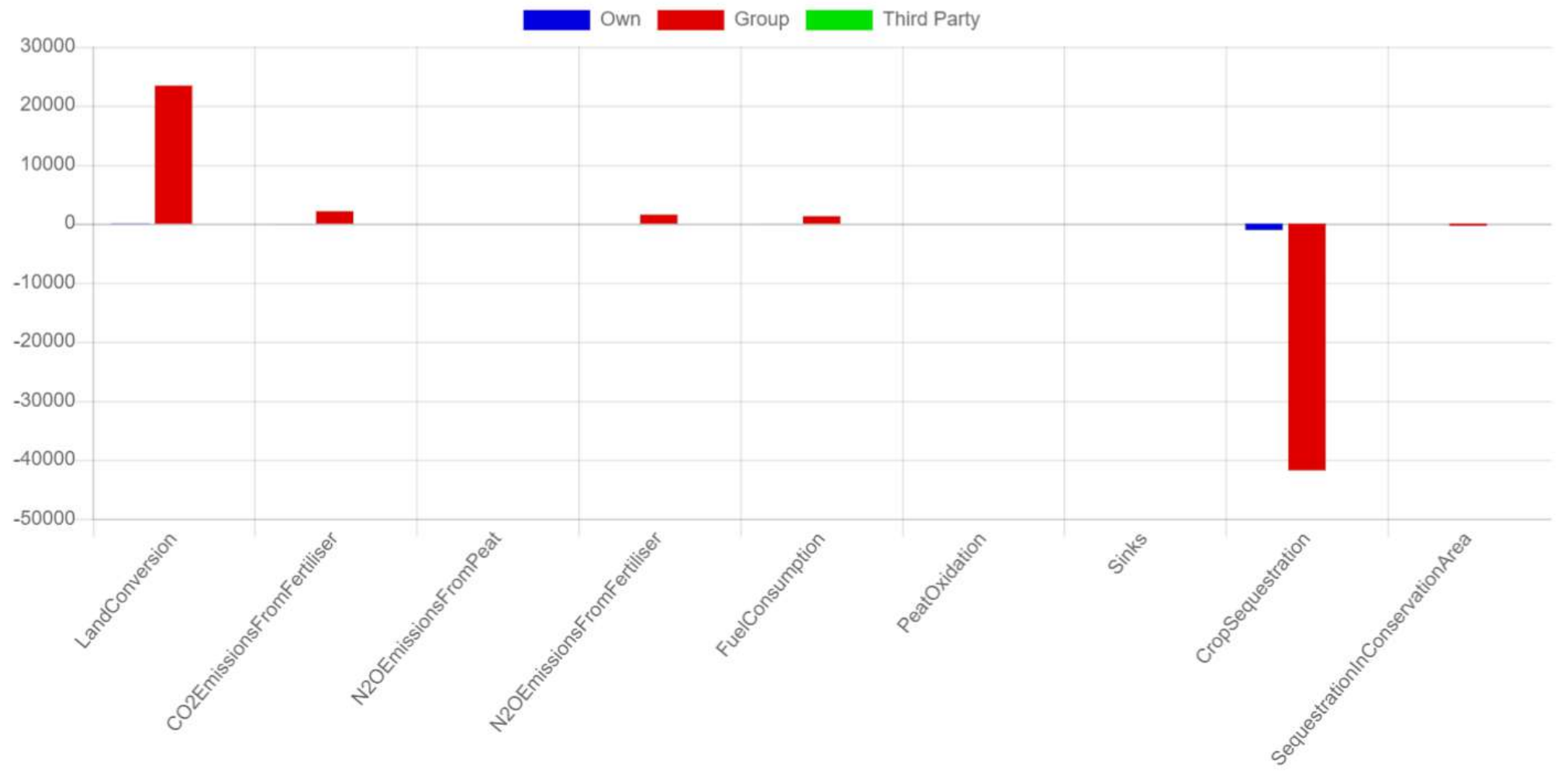
Description	tCO2	tCO2e/t FFB	Action
Emission Sources			
POME	38907.32	0.25	
Fuel Consumption	131.09	0.00	
Grid Electricity Utilisation	506.97	0.00	
Credits			
Export of Excess Electricity to Housing & Grid	0.00	0.00	
Sale of PKS	0.00	0.00	
Sale of EFB	0.00	0.00	
Total	39545.38	0.25	



Estate/Plantation field emissions and sinks

	Own			Group			3rd Party			
Description	tCO2e	tCO2e/ha	tCO2e/t FFB	tCO2e	tCO2e/ha	tCO2e/t FFB	tCO2e	tCO2e/ha	tCO2e/t FFB	Total
Emission Source										
Land Conversion	98.87	0.68	0.04	23510.47	1.88	0.21	0.00	0.00	0.00	23609.35
CO2 Emissions from Fertiliser	11.67	0.08	0.00	2218.50	0.18	0.02	0.00	0.00	0.00	2230.17
N2O Emissions from Peat	0.00	0.00	0.00	0.00	0.00	0.00	0.00	0.00	0.00	0.00
N2O Emissions from Fertiliser	0.00	0.00	0.00	1645.88	0.13	0.01	0.00	0.00	0.00	1645.88
Fuel Consumption	12.86	0.09	0.01	1383.86	0.11	0.01	0.00	0.00	0.00	1396.71
Peat Oxidation	0.00	0.00	0.00	0.00	0.00	0.00	0.00	0.00	0.00	0.00
Sinks										
Crop Sequestration	-1196.20	-8.27	-0.47	-41916.37	-3.34	-0.37	0.00	0.00	0.00	-43112.57
Sequestration in Conservation Area	0.00	0.00	0.00	-476.41	-0.04	-0.00	0.00	0.00	0.00	-476.41
Total	-1072.80	-7.41	-0.42	-13634.07	-1.09	-0.12	-3216.27	0.00	0.00	-17923.14

Field Emission and Sinks



Emissions from Palm Kernel Crusher

Emission Source	tCO2e
PK from own mill	9860.92
PK from other sources	0.00
Fuel Consumption	0.00
Total Crusher Emissions	9860.92

